

PinggoPlus



Forlaget Pingo

Desiree Nørkjær Jespersen

Navn og klasse

PingoPlus 2

Lavet af Desiree Nørkjær Jespersen
Illustrationer: Mette Sandlykke og Kathrine Holtum Ingemann
1. udgave, 1. oplag,
Trykt i Danmark

© Forlaget Pingo
2024

ISBN: 978-87-94575-07-2

Denne bog er beskyttet i medfør af gældende dansk lov om ophavsret. Kopiering må kun ske i overensstemmelse med loven. Det betyder f.eks. at kopiering til undervisningsbrug kun må ske efter aftale med Copydan Tekst og Node.




PingoPlus



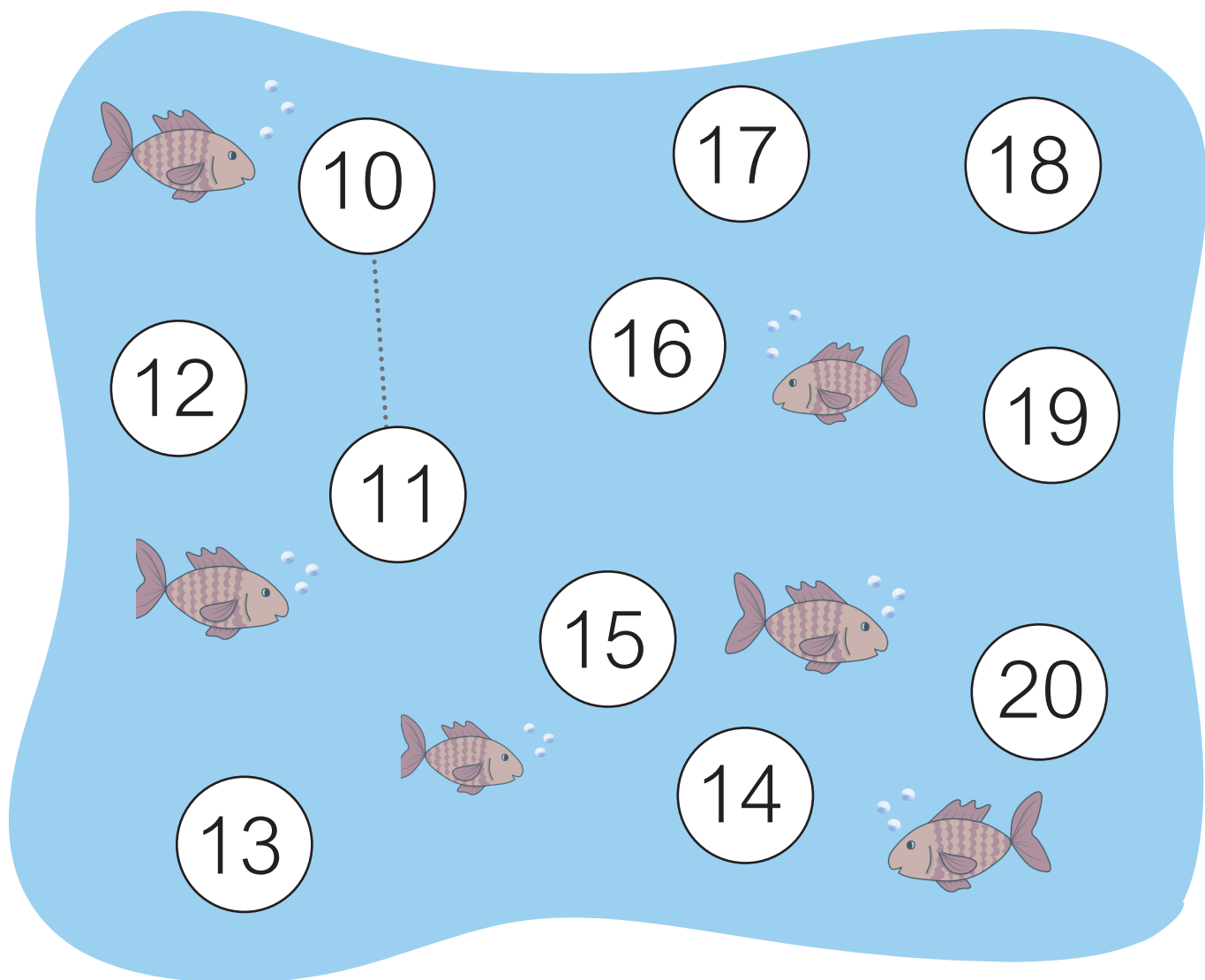
Forlaget Pingo
af Desiree Nørkjær Jespersen



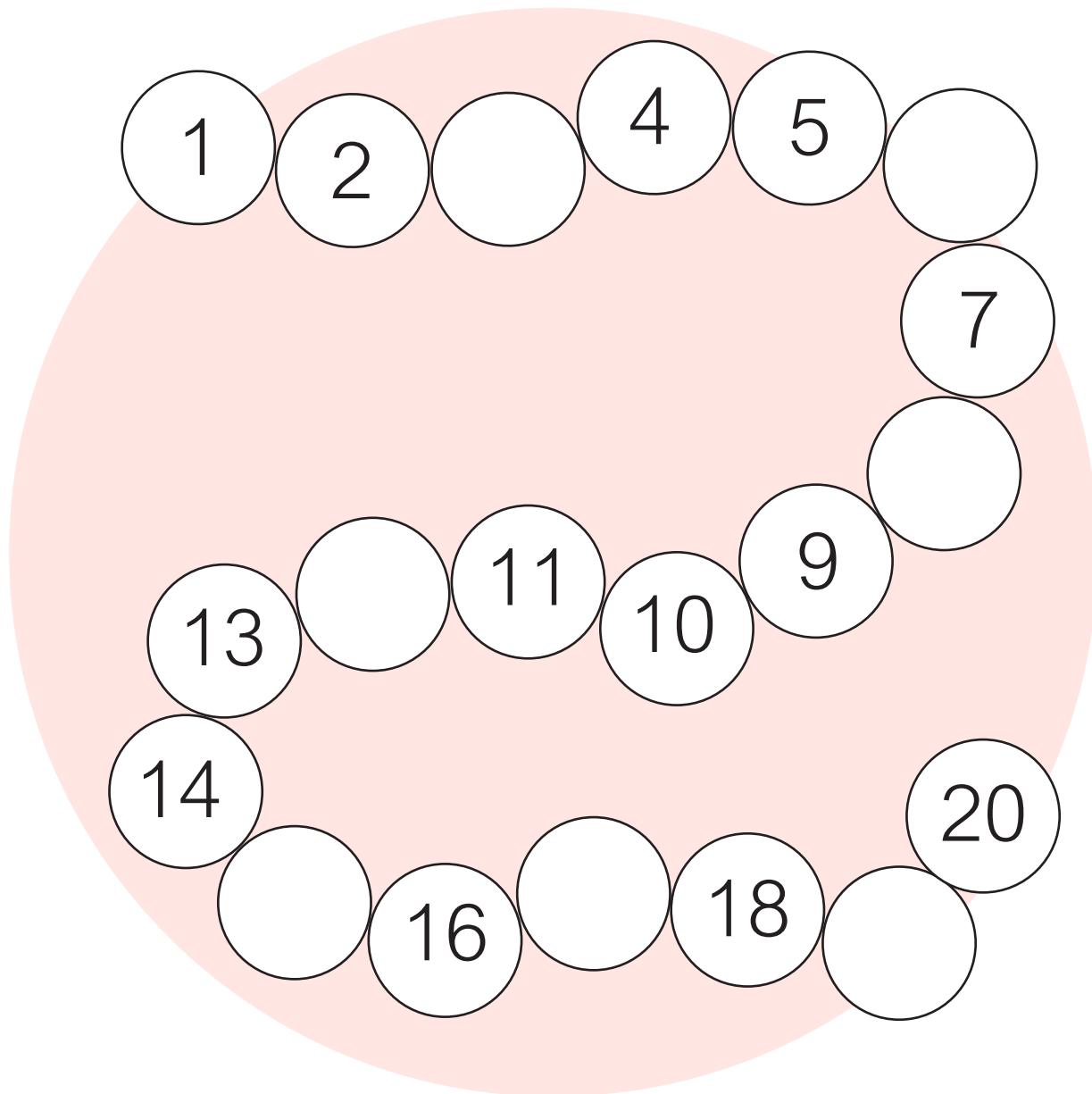
Tegn streg fra prik til prik. Start ved 1 og fortsæt i tallenes rækkefølge.
Farvelæg tegningen.




Sæt streg mellem tallene. Start ved 10, 11 og tæl helt frem til 20.




Skriv de tal, der mangler.




Tæl og sæt streg.



10




11




13



15




17




20

Farv det rigtige antal.

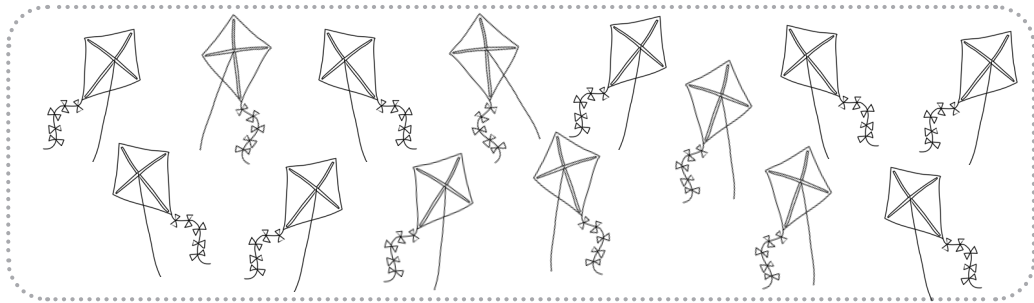
8




10



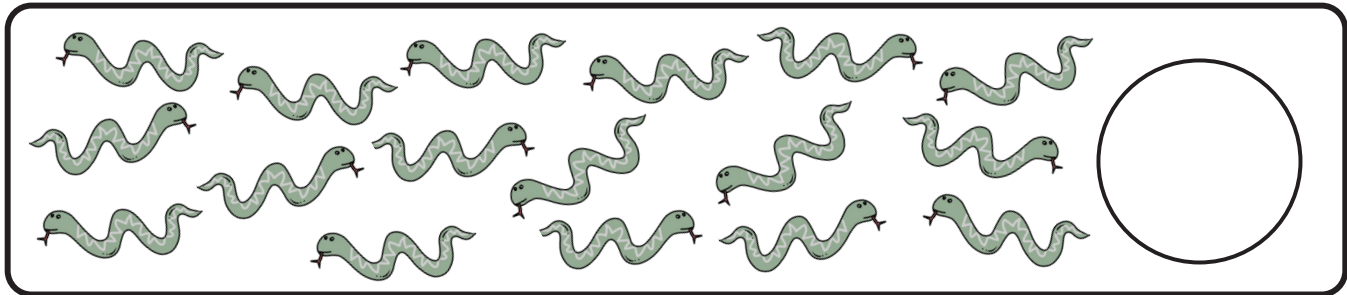
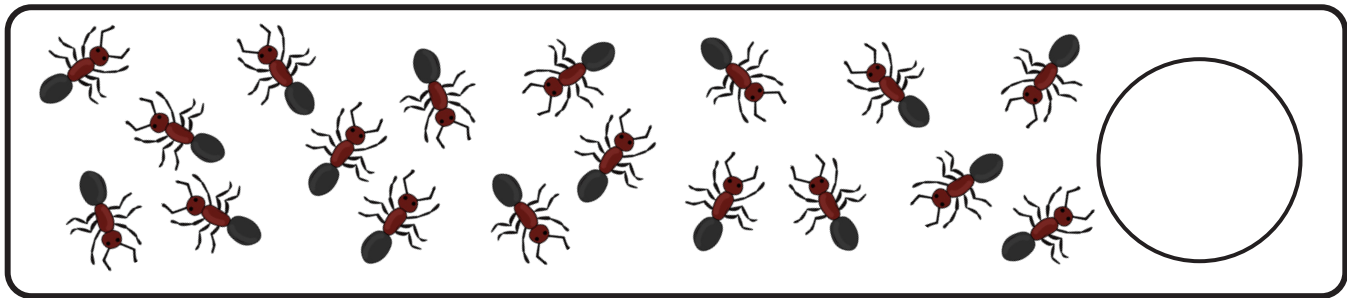


12



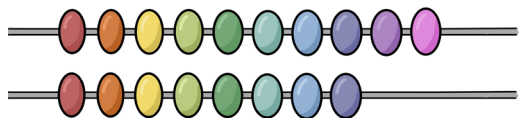
14



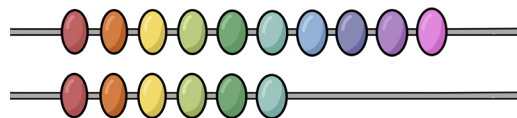
Tæl og skriv. Hvad er der flest af?



Tæl og sæt streg.



2

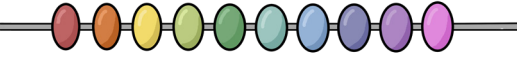


4

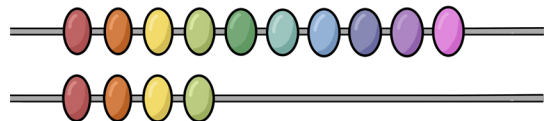
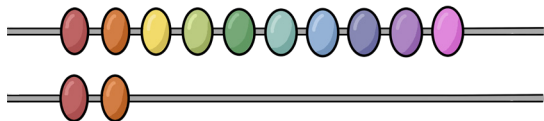
6



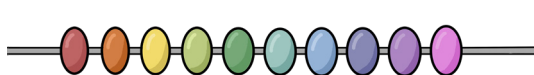
8



10



12


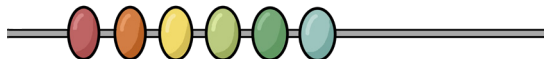


14

16

18

20



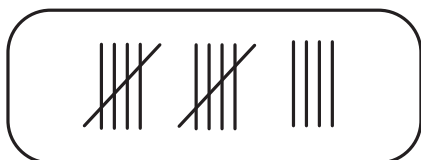
Tæl og sæt streg.



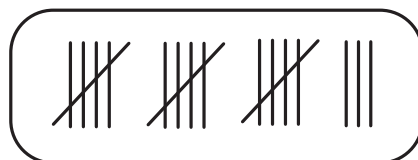
2



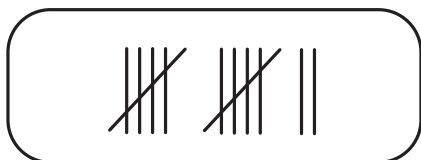
4



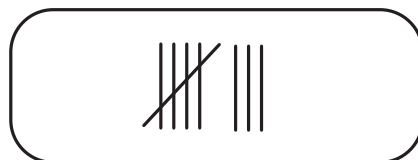
6



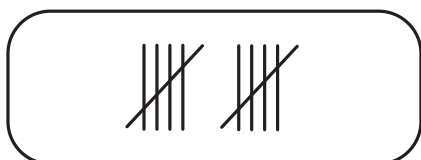
8



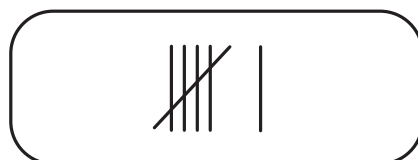
10



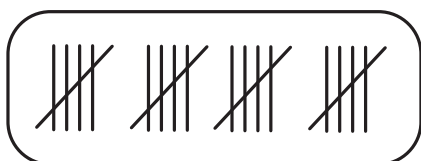
12



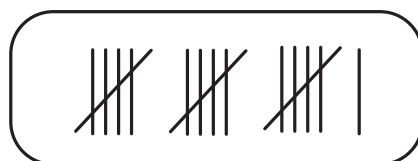
14



16



18



20

Regn og sæt streg.

$7 + 4$

$12 + 2$

$10 + 3$

$8 + 4$

$9 + 1$

$11 + 5$

$6 + 12$

13

16

10

11

18

12

14

$9 + 4$

$8 + 6$

$9 + 2$

$9 + 7$

$9 + 9$

$6 + 4$

$6 + 6$

Regn og farv stjernerne i de rigtige farver.

$10+4$

$9+3$

$10+2$

$8+3$

$9+2$

$7+7$

$9+5$

$8+5$

$6+7$

$10+1$

$5+9$

$10+3$

$9+4$

$7+5$

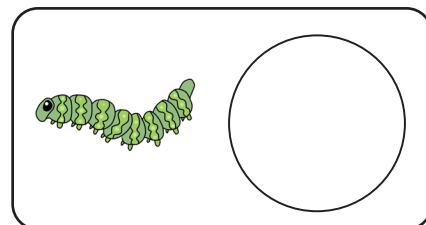
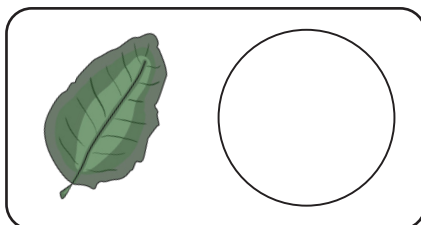


11

12

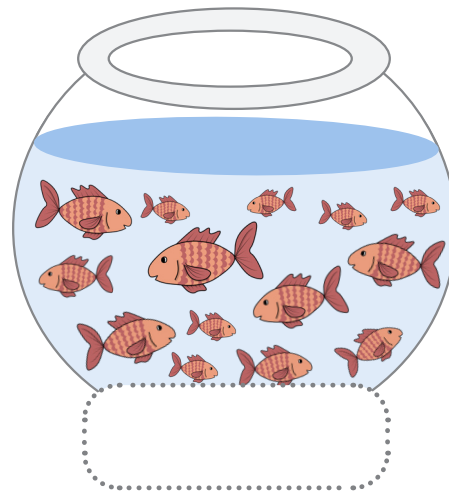





13

14

Tæl og skriv. Hvad er der flest af?

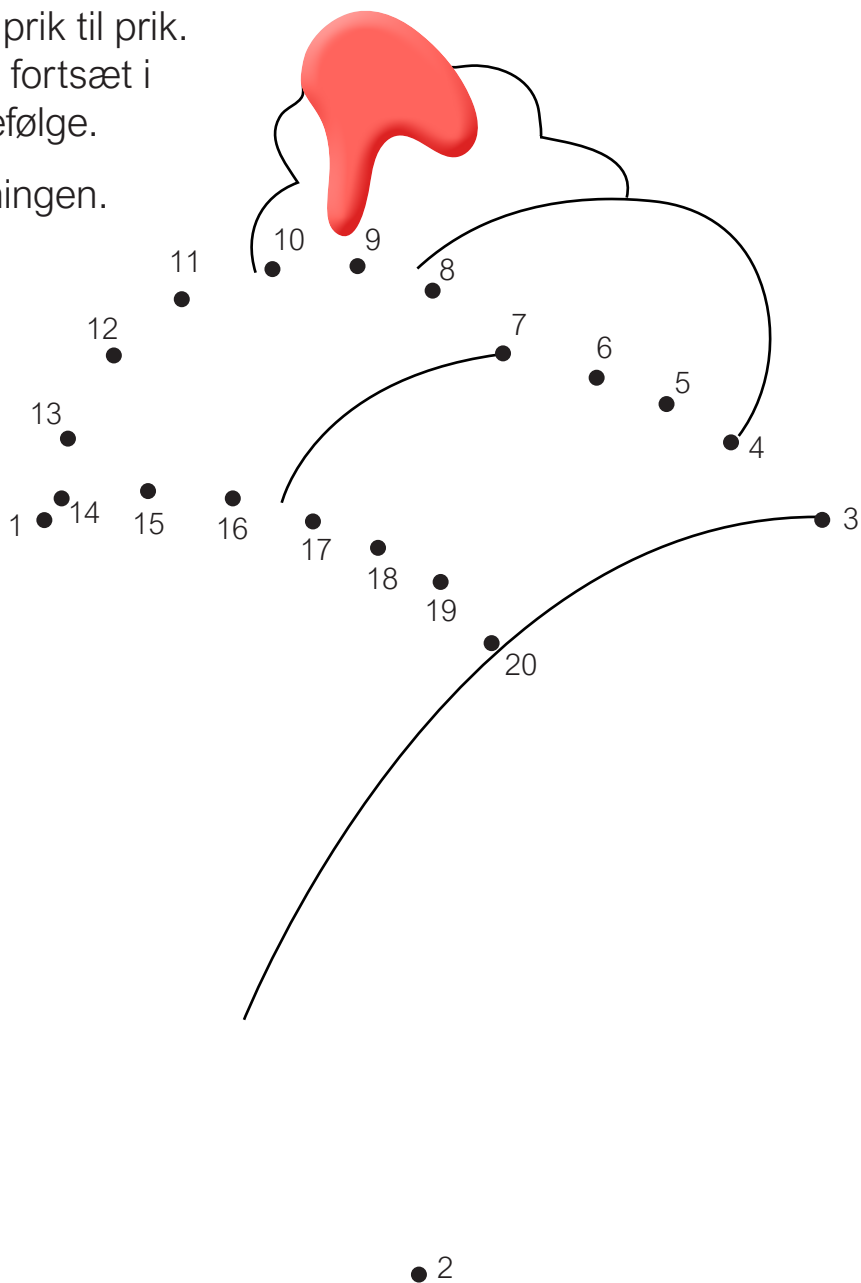


Tæl og skriv. Hvor er der flest fisk?



Tegn streg fra prik til prik.
Start ved 1 og fortsæt i
tallenes rækkefølge.

Farvelæg tegningen.



Skriv tallene før og efter.

11

12

12

13

14

15

16

19

Regn og skriv.

$10 + 5 =$

$15 + 5 =$

$11 + 5 =$

$16 + 2 =$

$12 + 3 =$

$11 + 5 =$

$13 + 7 =$

$18 + 2 =$

$14 + 1 =$

$9 + 8 =$

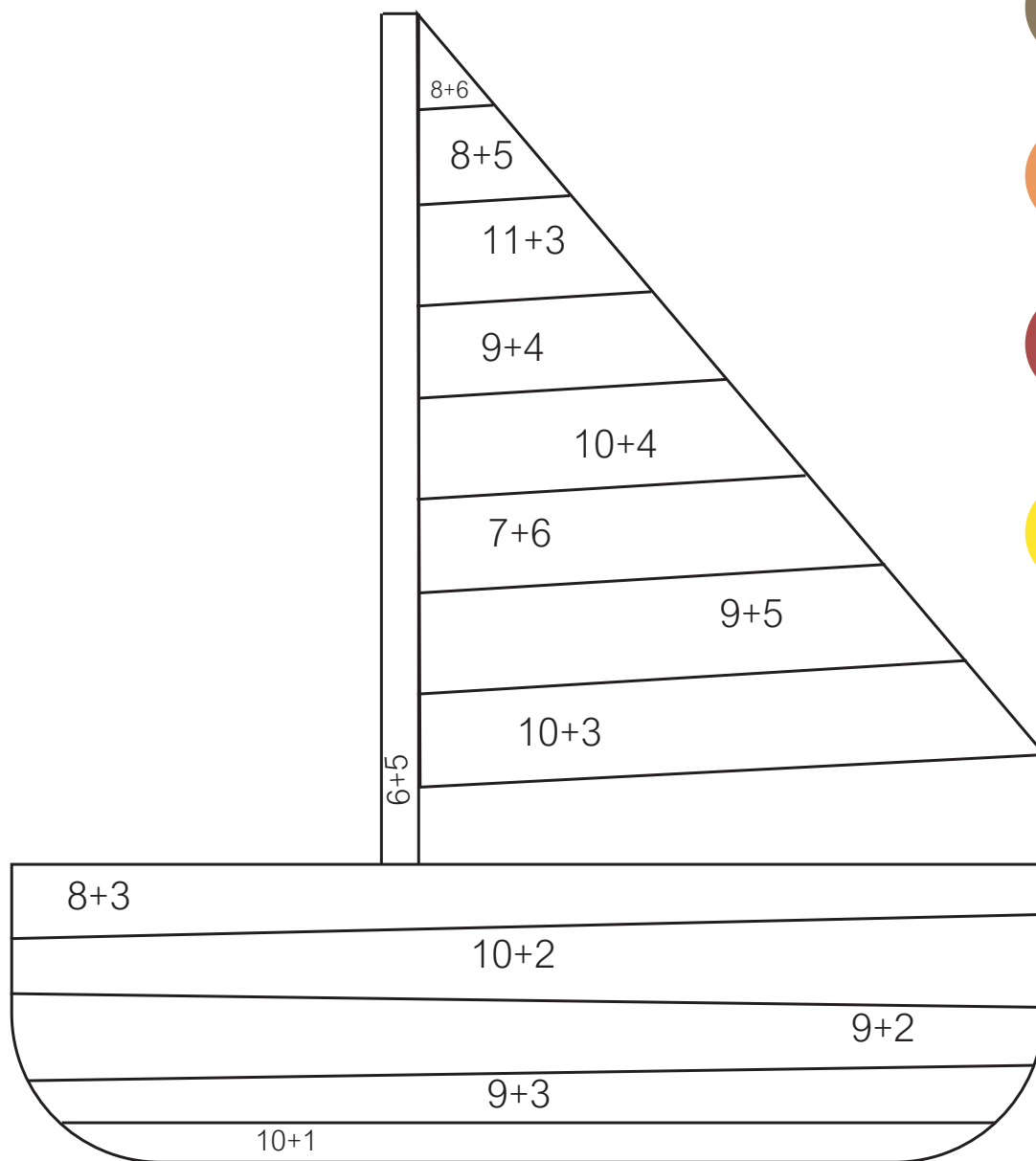
$8 + 10 =$

$7 + 11 =$

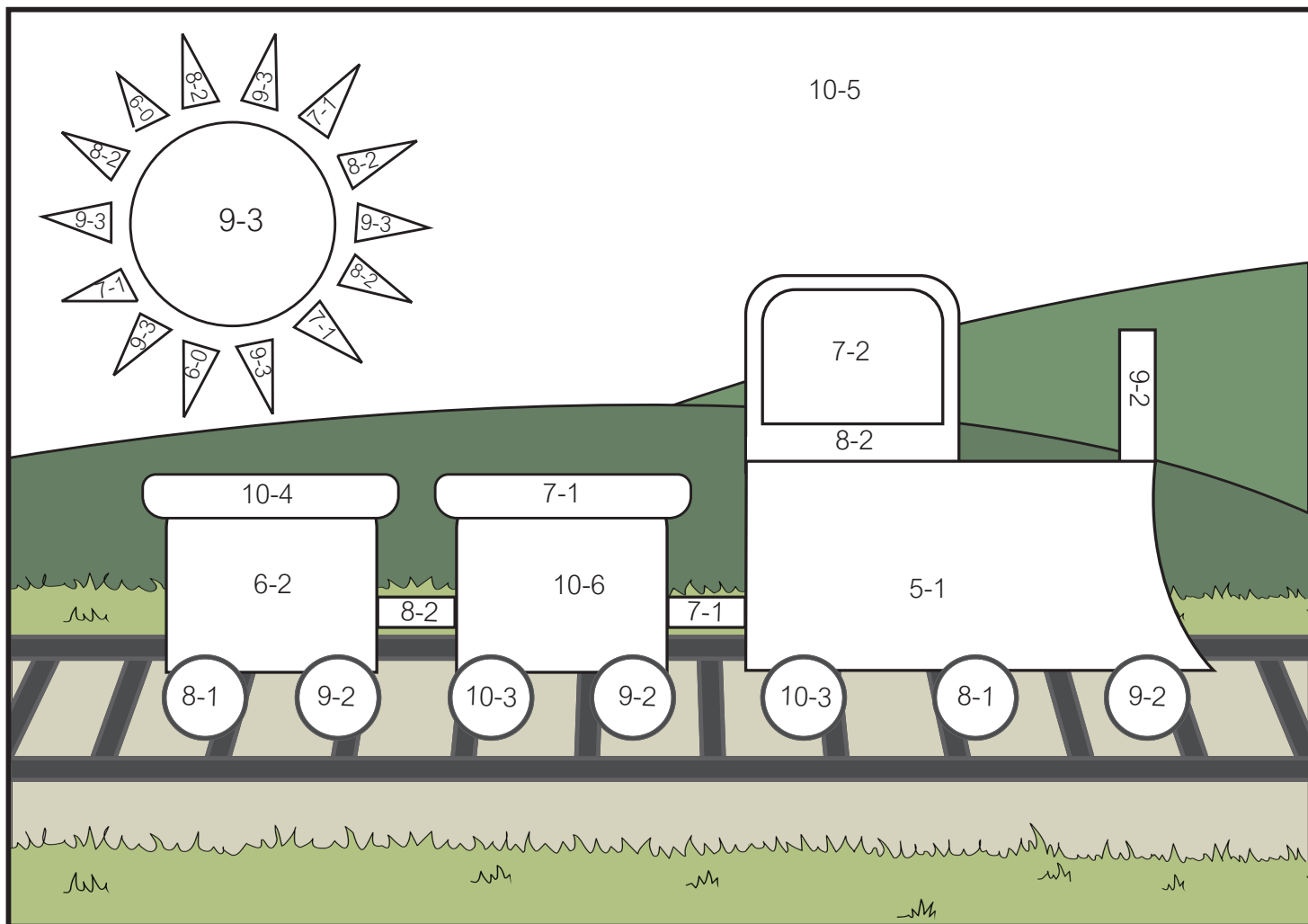
$18 + 1 =$

$17 + 2 =$

Regn og farv billedet i de rigtige farver.



Regn og farv billedet i de rigtige farver.



Regn og skriv.

$13 - 1 =$

$20 - 5 =$

$15 - 3 =$

$19 - 3 =$

$17 - 2 =$

$18 - 4 =$

$18 - 5 =$

$17 - 7 =$

$14 - 4 =$

$16 - 4 =$

$19 - 7 =$

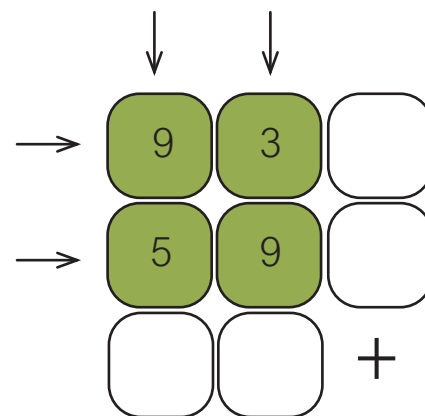
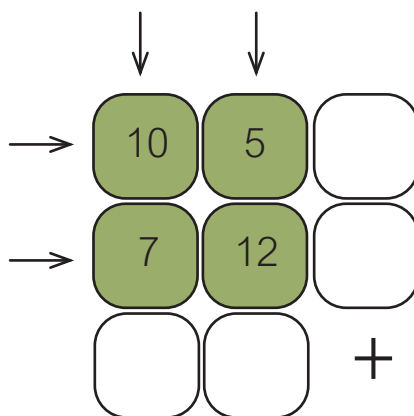
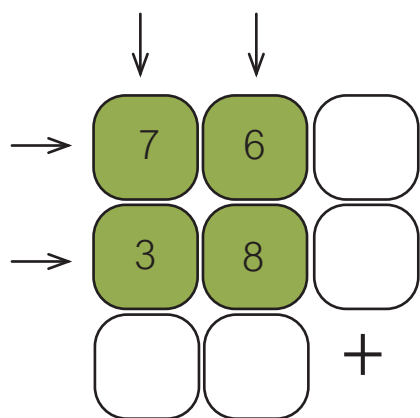
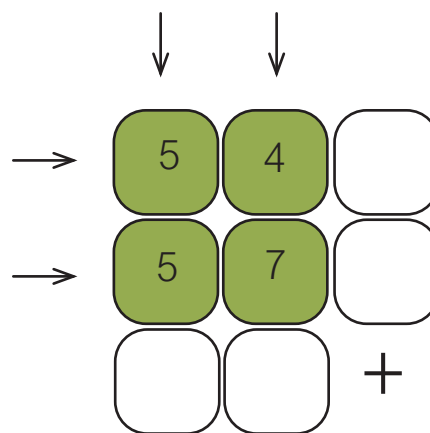
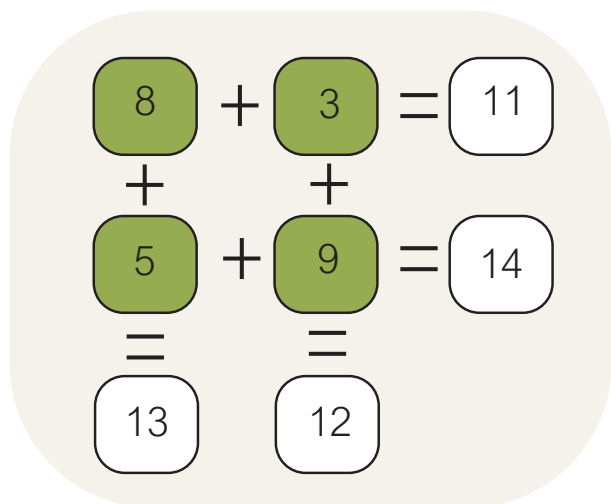
$15 - 5 =$

$18 - 8 =$

$16 - 5 =$

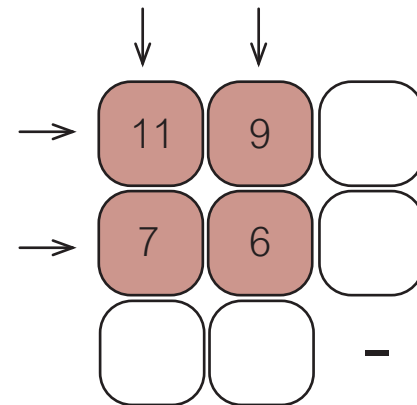
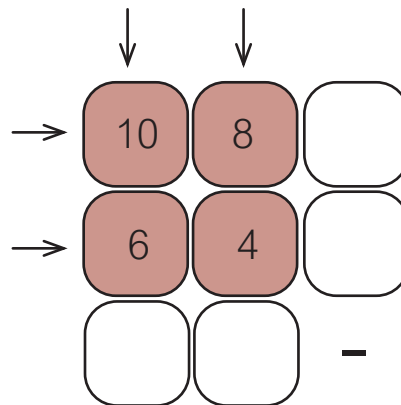
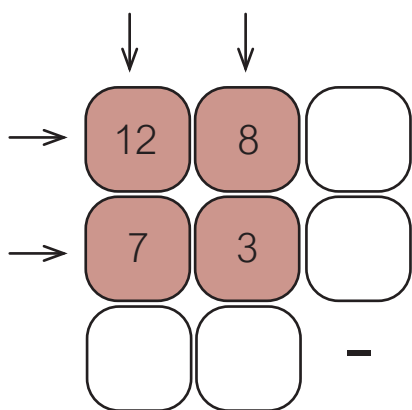
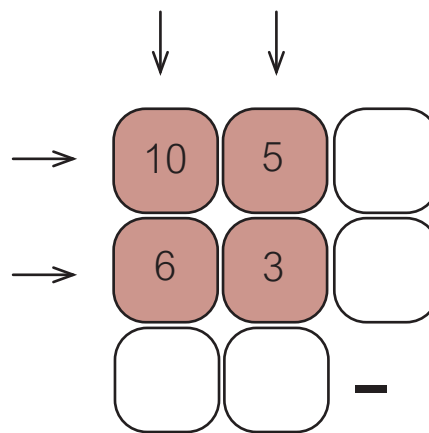
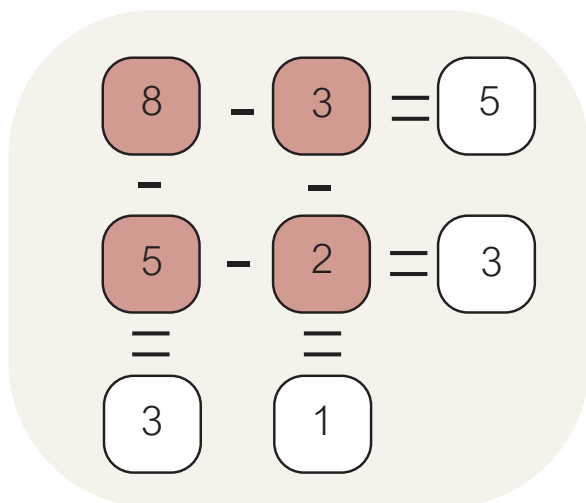
Plus tallene. Både lodret og vandret.

SÅDAN GØR DU



Minus tallene. Både lodret og vandret.

SÅDAN GØR DU



Hvad giver 20? Sæt streg

11+5

16+4 17+3

20+0 18+2

10+12

20

13+7 19+1

16+6

17+5 8+12

9+11

Hvad giver 10? Sæt streg

19-9

15-5 13-5

10-0 18-6

20-10

10

14-3 19-8

9-2

17-7 20-8

13-3

Hvad giver 15?

_____ + _____ = 15

_____ + _____ = 15

_____ + _____ = 15

_____ + _____ = 15

Hvad giver 5?

_____ - _____ = 5

_____ - _____ = 5

_____ - _____ = 5

_____ - _____ = 5


Regn og farv ballonerne i de rigtige farver.

The image shows 10 balloons, each with a simple subtraction problem written on it. Below the balloons is a rounded rectangular box containing four colored spots, each with a number. The spots are colored red, orange, blue, and pink.


Balloon Problem	Answer Spot Color
$18-3$	Red (15)
$19-5$	Orange (14)
$18-5$	Blue (13)
$19-4$	Pink (12)
$17-5$	Red (15)
$18-4$	Orange (14)
$19-6$	Blue (13)
$20-5$	Pink (12)
$19-7$	Red (15)
$16-2$	Orange (14)

Tæl tegningerne og sæt krydser.
Hvad er der flest af?

Flest



Regn og farv snemanden
i de rigtige farver.



Regn og sæt kryds.

$14 - 3 = 9$

ja

nej

$20 - 9 = 11$

ja

nej

$16 - 3 = 13$

ja

nej

$16 - 4 = 9$

ja

nej

$14 - 2 = 8$

ja

nej

$13 - 3 = 10$

ja

nej

$10 - 5 = 5$

ja

nej

$18 - 3 = 12$

ja

nej

$20 - 3 = 17$

ja

nej

$19 - 3 = 16$

ja

nej

$17 - 6 = 11$

ja

nej

$15 - 4 = 4$

ja

nej

$20 - 5 = 13$

ja

nej

$17 - 6 = 3$




ja

nej

Tæl tegningerne og sæt krydser.
Hvad er der færrest af?

Færrest



Lav regnestykket færdigt.

$10 + \quad = 15$

$18 + \quad = 20$

$5 + \quad = 17$

$15 + \quad = 18$

$8 + \quad = 13$

$12 + \quad = 14$

$9 + \quad = 16$

$13 + \quad = 20$

$6 + \quad = 10$

$17 + \quad = 19$

$11 + \quad = 18$

$14 + \quad = 17$

Regn og sæt streg.

$15 - 2$

$18 - 4$

$17 - 7$

$16 - 5$

$12 - 3$

$13 - 5$

$16 - 4$

14

13

11

8

12

9

10

$19 - 5$

$12 - 1$

$14 - 5$

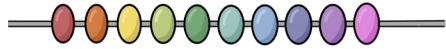
$16 - 3$

$15 - 5$

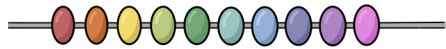
$10 - 2$

$20 - 8$

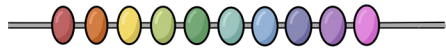
Plus perler og tal.



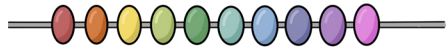
$$+ 8 =$$



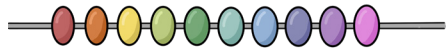
$$+ 10 =$$



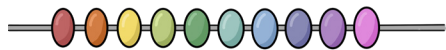
$$+ 7 =$$



$$+ 5 =$$

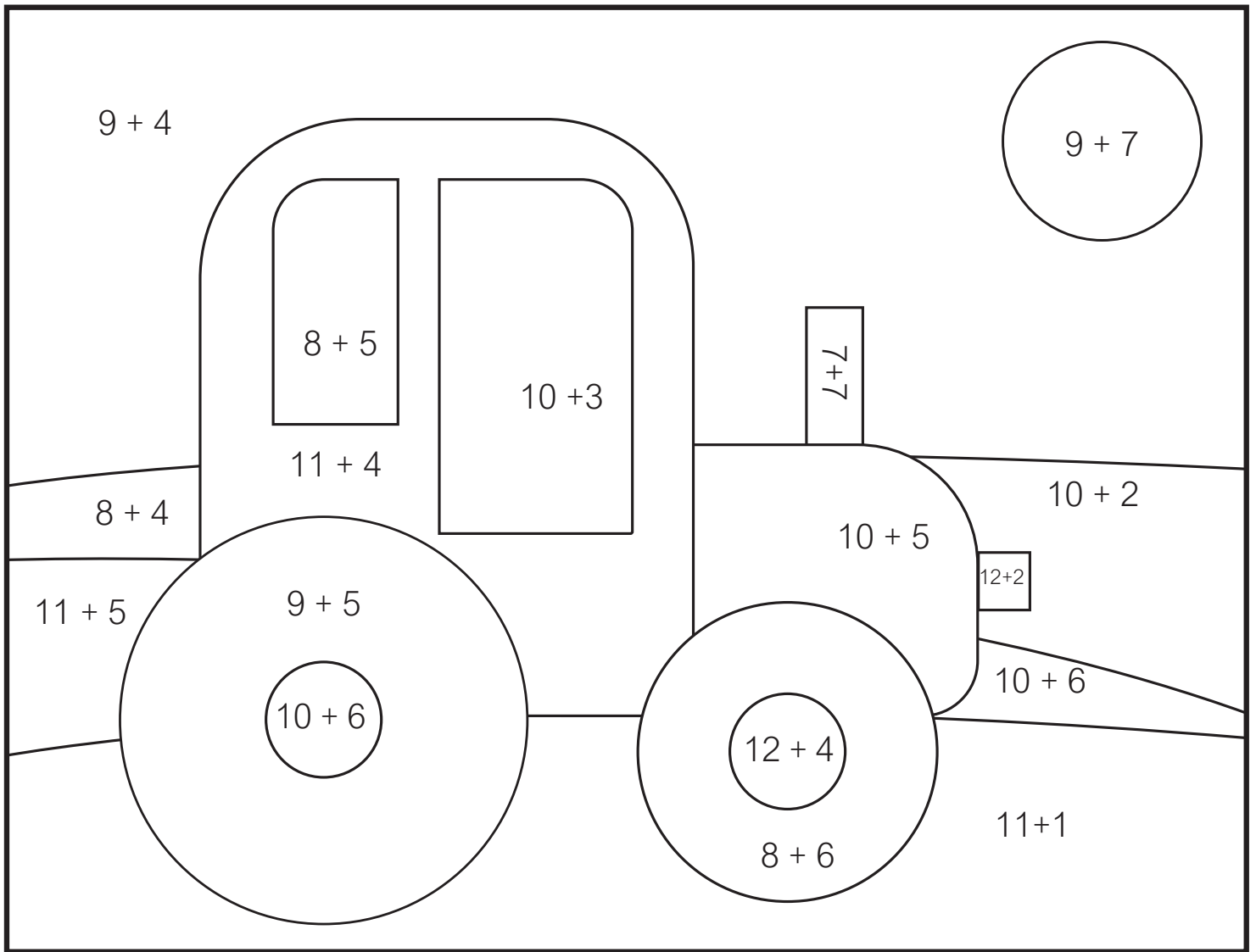


$$+ 9 =$$



$$+ 4 =$$

Regn og farv billedet i de rigtige farver.



Lav regnestykket færdigt.

$10 - \quad = 3$

$18 - \quad = 11$

$5 - \quad = 1$

$15 - \quad = 10$

$8 - \quad = 2$

$18 - \quad = 10$

$9 - \quad = 3$

$13 - \quad = 12$

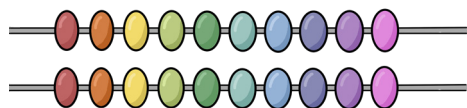
$6 - \quad = 2$

$17 - \quad = 12$

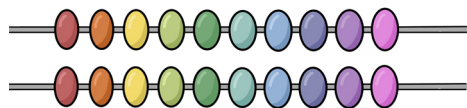
$14 - \quad = 10$

$7 - \quad = 3$

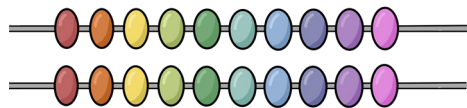
Minus perler og tal.



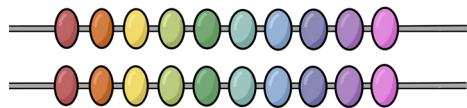
$$- 8 =$$



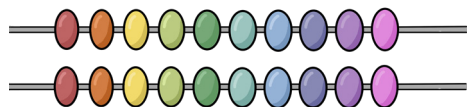
$$- 5 =$$



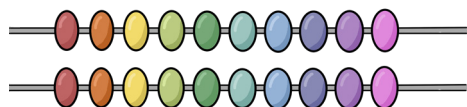
$$- 7 =$$



$$- 3 =$$

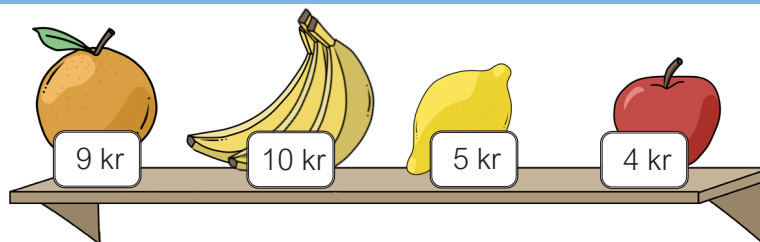


$$- 6 =$$




$$- 2 =$$

Hvad koster det?




$$+ \quad + \quad =$$




$$+ \quad + \quad =$$




$$+ \quad + \quad =$$




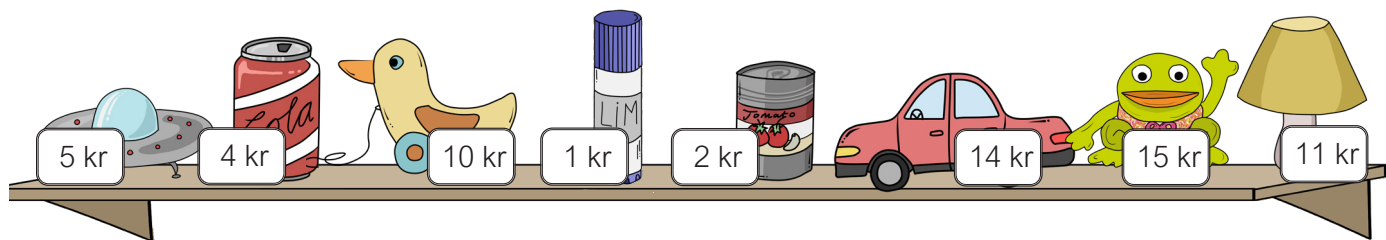
$$+ \quad + \quad =$$




$$+ \quad + \quad =$$



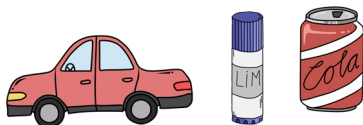
$$+ \quad + \quad =$$



$$+ \quad + \quad =$$




$$+ \quad + \quad =$$




$$+ \quad + \quad =$$



$$+ \quad + \quad =$$

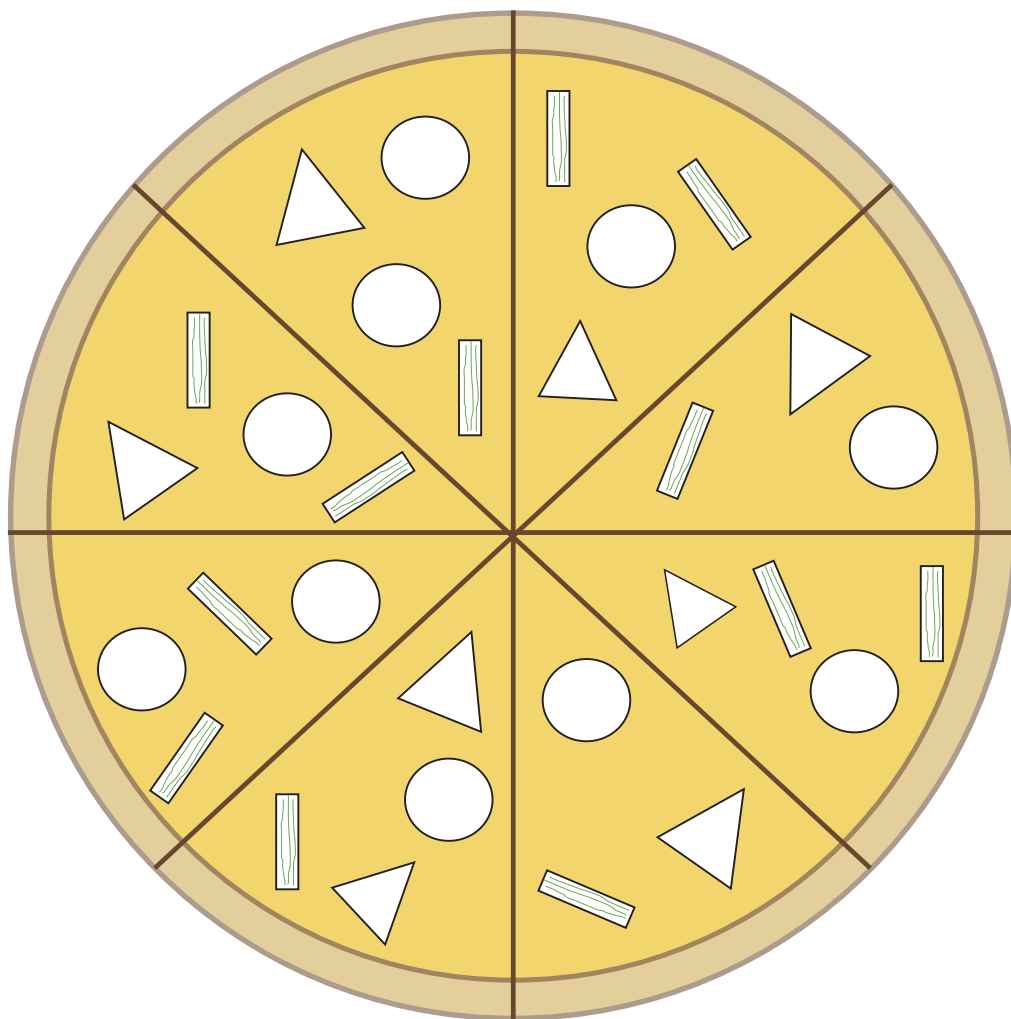


$$+ \quad + \quad =$$




$$+ \quad + \quad =$$

Tæl formerne og farv pizzaen.











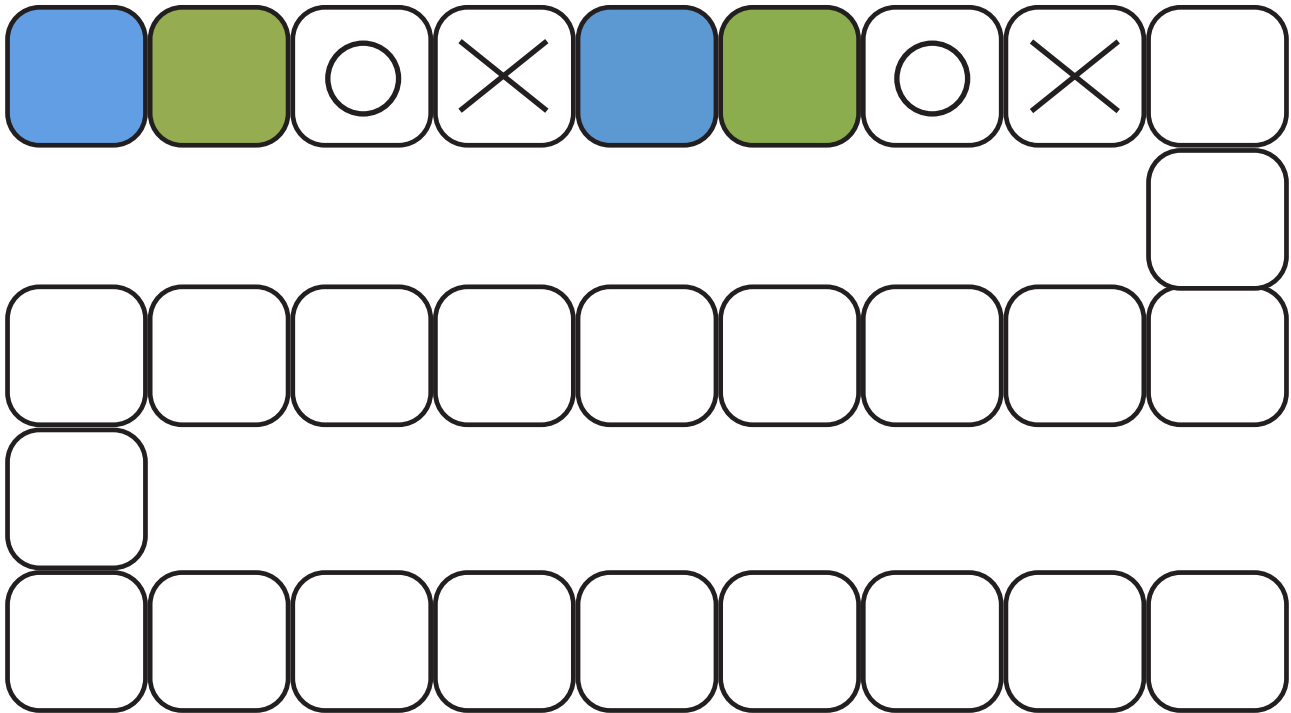
Tæl tegningerne og sæt kryds. Hvad er der færrest af?

Færrest




	<input type="checkbox"/>	<input type="checkbox"/>	<input type="checkbox"/>	<input type="checkbox"/>	<input type="checkbox"/>	<input type="checkbox"/>	<input type="checkbox"/>	<input type="checkbox"/>	<input type="checkbox"/>	<input type="checkbox"/>	<input type="checkbox"/>	<input type="checkbox"/>	<input type="checkbox"/>	<input type="checkbox"/>	<input type="checkbox"/>	<input type="checkbox"/>	<input type="checkbox"/>	<input type="checkbox"/>	<input type="checkbox"/>
	<input type="checkbox"/>	<input type="checkbox"/>	<input type="checkbox"/>	<input type="checkbox"/>	<input type="checkbox"/>	<input type="checkbox"/>	<input type="checkbox"/>	<input type="checkbox"/>	<input type="checkbox"/>	<input type="checkbox"/>	<input type="checkbox"/>	<input type="checkbox"/>	<input type="checkbox"/>	<input type="checkbox"/>	<input type="checkbox"/>	<input type="checkbox"/>	<input type="checkbox"/>	<input type="checkbox"/>	<input type="checkbox"/>
	<input type="checkbox"/>	<input type="checkbox"/>	<input type="checkbox"/>	<input type="checkbox"/>	<input type="checkbox"/>	<input type="checkbox"/>	<input type="checkbox"/>	<input type="checkbox"/>	<input type="checkbox"/>	<input type="checkbox"/>	<input type="checkbox"/>	<input type="checkbox"/>	<input type="checkbox"/>	<input type="checkbox"/>	<input type="checkbox"/>	<input type="checkbox"/>	<input type="checkbox"/>	<input type="checkbox"/>	<input type="checkbox"/>

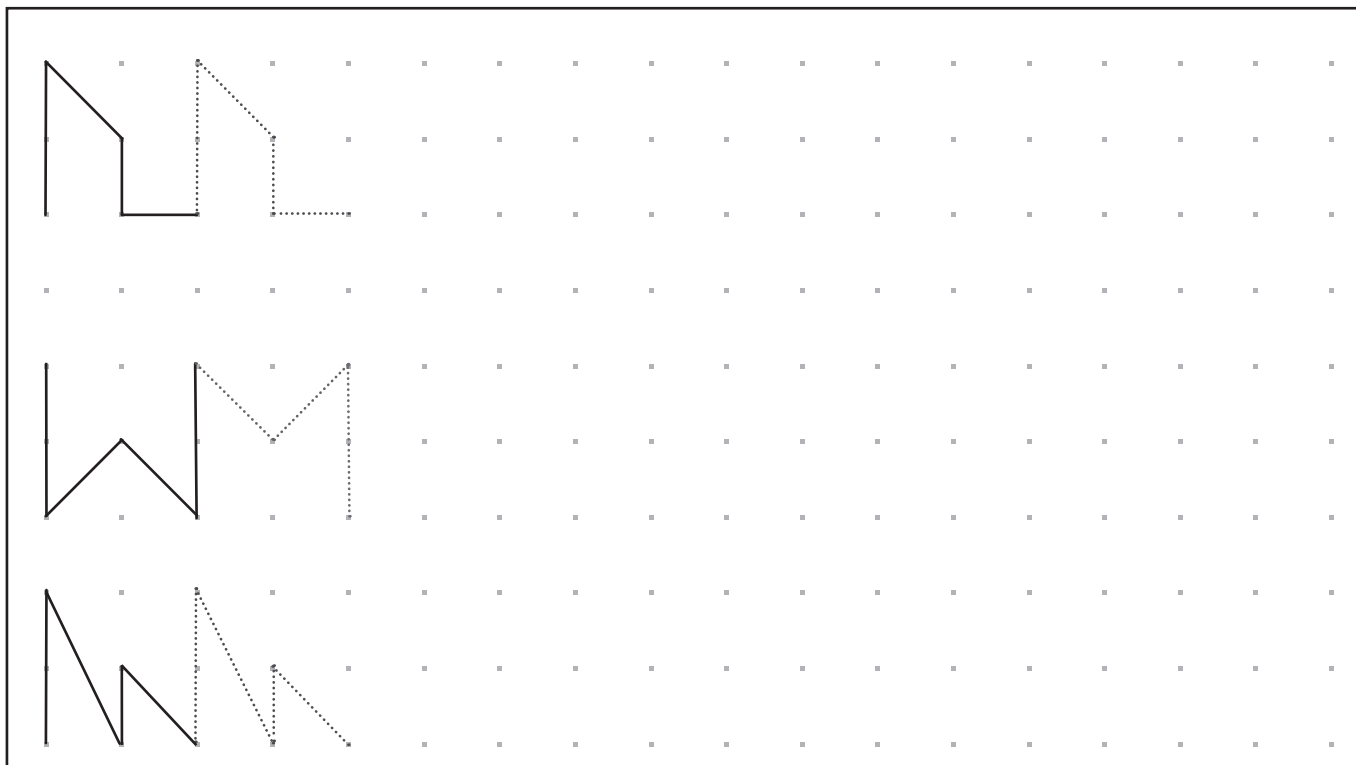
Fortsæt mønsteret.




Fortsæt mønstret.



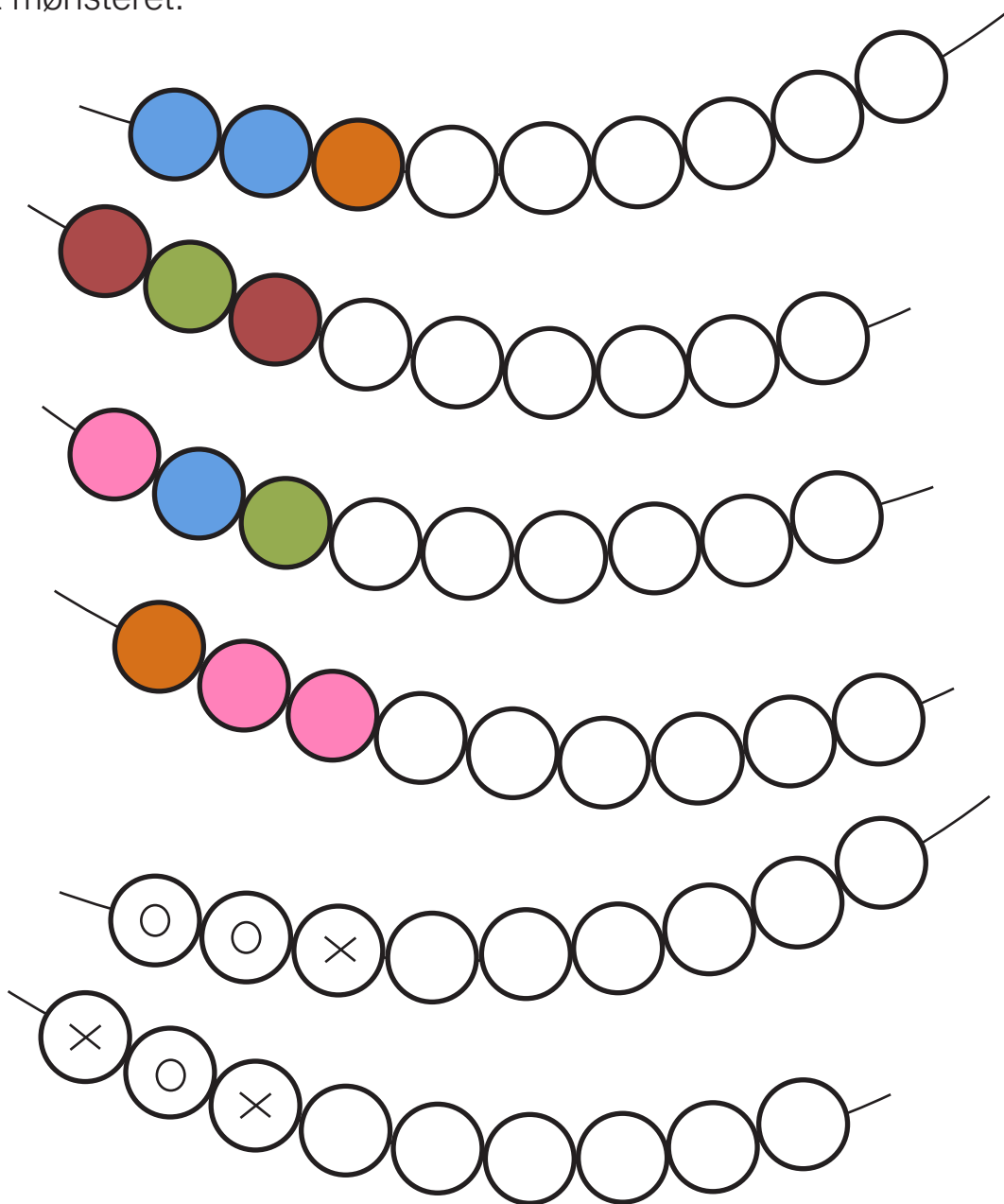
Fortsæt mønstrene.




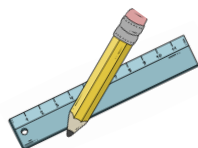
Lav dine egne mønstre.



Fortsæt mønsteret.



Mål og sæt streg.



6 cm

13 cm

4 cm

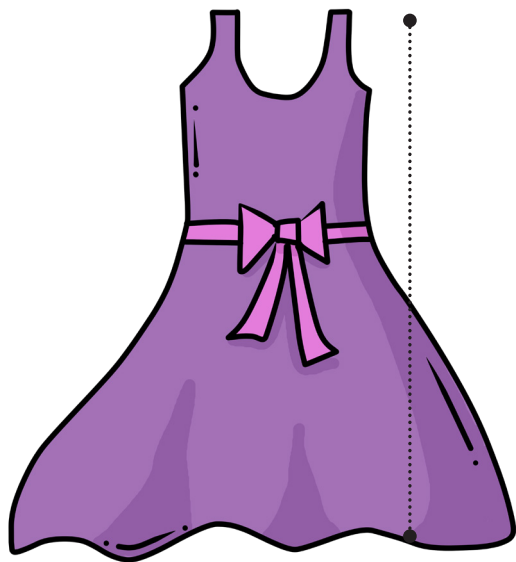
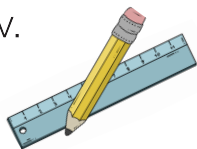
8 cm

9 cm

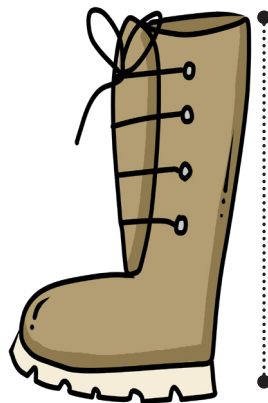
12 cm

10 cm


Mål og skriv.




cm



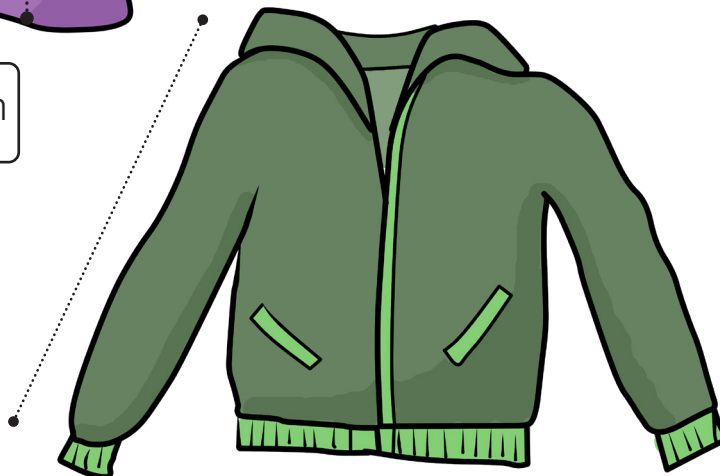
cm



cm



cm

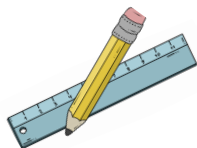


cm



cm

Mål og skriv.



Prøv også:

